

Please see
page 34 and 35
for a biodegradable
root anchoring
system



Root Ball Anchoring

Tree Anchoring

The demand to anchor trees without unsightly stakes or guy wires is increasing.

The GreenMax Root Ball Anchoring is an efficient and reliable method to anchor the trees underground and greatly improve the visual impact of the landscape. The trees will receive extra support without visible timber or stakes. Straps with attached steel anchors are installed underground. The steel anchors will ensure a strong underground root ball anchoring. The tree will keep its natural movement and still get the necessary support.

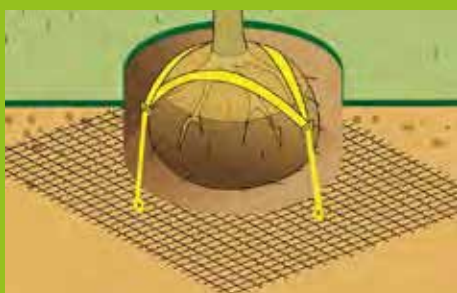
One person can install the entire Root Ball Anchoring in a few minutes. Time and costs are saved.

Material

- Fast and easy installation (± 10 minutes)
- User friendly
- No unsightly anchors or wooden tree stakes above the surface (nice final image)
- Possibility to adjust anchor straps in length
- Suitable for circumferences from 90 cm and higher even possible
- The root ball anchoring system eventually detaches itself



With anchors



With wire mesh or anchors

Deadman anchoring

With eyebolt



Application with anchors

Circumference	Type	The Root Ball Anchor set consists of
< 20 cm	GGB 120120	<ul style="list-style-type: none"> ■ 3 straps with steel anchors ■ 1 Root Ball protection mat ■ 1 tensioning strap with ratchet
< 25 cm	GGB 120225	
< 50 cm	GGB 120350	
< 90 cm	GGB 120460*	
> 90 cm	GGB 120970*	

Installation tools required: drive rod
drive rod (available in the length of 1 m or 1.5 m) and strap tensioner; see images on page 34

* Straps adjustable in length

Application with wire mesh or eyebolts

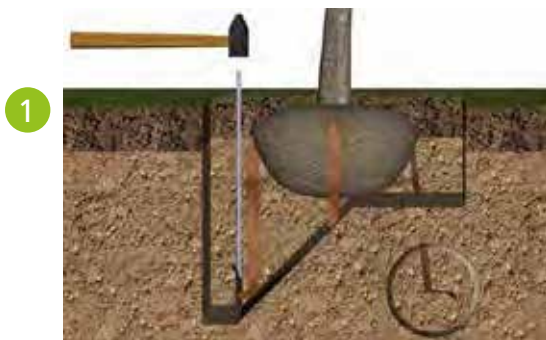
Circumference	Type	The Root Ball Anchor set consists of
< 50 cm	GGB 120550 GGB 120650*	<ul style="list-style-type: none"> ■ 3 straps without steel anchors ■ 1 Root Ball protection mat ■ 1 tensioning strap with ratchet
< 90 cm	GGB 120760*	
> 90 cm	GGB 121070*	

Installation tools required: strap tensioner and wire mesh; see images on page 34.

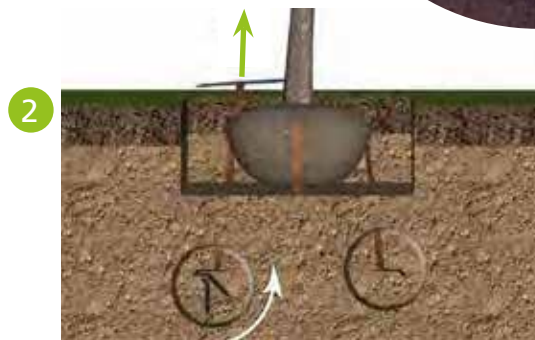
* Straps adjustable in length

* Advice: concrete mesh at least 20 cm wider on all sides of the Root Ball

* To ensure that the concrete mesh remains in place, we advise to install a fleece (geotextile) between the root ball and concrete mesh (this also applies to the BIO Root Ball Anchoring)



Drive the 3 anchors into the ground and remove the driving rod



Loadlock the 3 anchors with firm pull on the strap



Push the tensioning strap through the 3 loops



Tighten the strap by winding the ratchet. Repeat after 2 days, after tightening unhook the ratchet tensioner